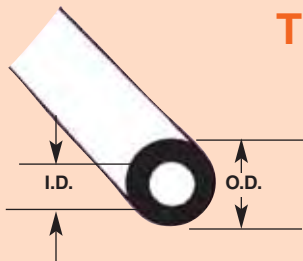


TRADITIONAL BUTYRATE ROUND TUBING



Use for piping in industrial, residential, commercial and many other model settings. May also be used as round pylons in bridge, pier and other structures. Precision Extruded in White Butyrate Plastic. Ideal for all facets of model building. See related piping fittings later in this Catalog.

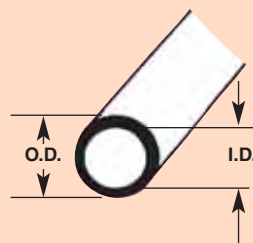
CODE	ACTUAL SIZE					
	O.D.		I.D.		WALL	
TB-1	3/64"	1.2mm	N/A	N/A	N/A	N/A
TB-2	1/16"	1.6mm	N/A	N/A	N/A	N/A
TB-3	3/32"	2.4mm	.050	1.3mm	.020	0.5mm
TB-4	1/8"	3.2mm	1/16"	1.6mm	1/32"	0.8mm
TB-6	3/16"	4.8mm	3/32"	2.4mm	3/64"	1.2mm
TB-8	1/4"	6.4mm	1/8"	3.2mm	1/16"	1.6mm
TB-10	5/16"	7.9mm	3/16"	4.8mm	1/16"	1.6mm
TB-12	3/8"	9.5mm	1/4"	6.4mm	1/16"	1.6mm
TB-14	7/16"	11.1mm	5/16"	7.9mm	1/16"	1.6mm
TB-16	1/2"	12.7mm	3/8"	9.5mm	1/16"	1.6mm
TB-18	9/16"	14.3mm	7/16"	11.1mm	1/16"	1.6mm
TB-20	5/8"	15.9mm	1/2"	12.7mm	1/16"	1.6mm
TB-24	3/4"	19.1mm	5/8"	15.9mm	1/16"	1.6mm
TB-28	7/8"	22.2mm	3/4"	19.1mm	1/16"	1.6mm
TB-32	1"	25.4mm	7/8"	22.2mm	1/16"	1.6mm
TB-36	1-1/8"	28.6mm	1"	25.4mm	1/16"	1.6mm
TB-40	1-1/4"	31.8mm	1-1/8"	28.6mm	1/16"	1.6mm

NOTES: 15" (375mm) Length.

All White Butyrate Tubing is also available at double the shown length for twice the listed price. Just add 'L' to the end of the Product Code. Example: TB-12L
TB-1 and TB-2 are Butyrate coated wire.

FINELINE STYRENE ROUND TUBING

Use for piping in industrial complexes or for flatcar loads. May also be used as round pylons in bridge, pier and other structures. Precision Extruded in White Styrene Plastic. Ideal for museum quality and smaller scale model construction where assembly speed, profile accuracy and cost are the determining factor.
For smaller diameter rounds, see following pages.



CODE	ACTUAL SIZE					
	O.D.		I.D.		WALL	
TBFS-3	3/32"	2.4mm	.056	1.4mm	.018	0.5mm
TBFS-4	1/8"	3.2mm	.076	1.9mm	.025	0.6mm
TBFS-6	3/16"	4.8mm	.133	3.4mm	.027	0.7mm
TBFS-8	1/4"	6.4mm	.193	4.9mm	.028	0.7mm
TBFS-10	5/16"	7.9mm	1/4"	6.4mm	1/32"	0.8mm
TBFS-12	3/8"	9.5mm	21/64"	8.3mm	1/32"	0.8mm

NOTE: 15" (375mm) Length.

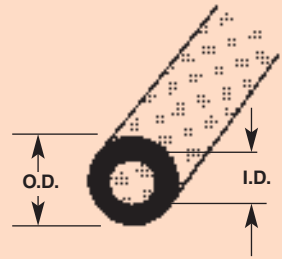


IN A HURRY?

Call our Toll Free 800 Order Line and pay by VISA/MasterCard. (800) 666-7015 8:00 am-2:00 pm Pacific Time.

COLORED BUTYRATE ROUND TUBING

Use for crafts and educational model projects. Precision Extruded in a variety of high gloss colored Butyrate Plastics. TBL-1 & 2 may be easily bent to any angle. See related piping fittings later in this Catalog.



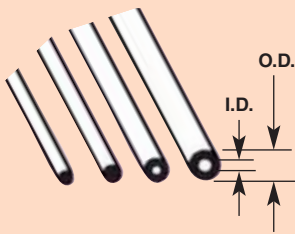
CODE	ACTUAL SIZE					
	O.D.		I.D.		WALL	
TBL-1	3/64"	1.2mm	N/A	N/A	N/A	N/A
TBL-2	1/16"	1.6mm	N/A	N/A	N/A	N/A
TBL-3	3/32"	2.4mm	.050	1.3mm	.020	0.5mm
TBL-4	1/8"	3.2mm	1/16"	1.6mm	1/32"	0.8mm
TBL-6	3/16"	4.8mm	3/32"	2.4mm	3/64"	1.2mm
TBL-8	1/4"	6.4mm	1/8"	3.2mm	1/16"	1.6mm
TBL-10	5/16"	7.9mm	3/16"	4.8mm	1/16"	1.6mm
TBL-12	3/8"	9.5mm	1/4"	6.4mm	1/16"	1.6mm
TBL-14	7/16"	11.1mm	5/16"	7.9mm	1/16"	1.6mm
TBL-16	1/2"	12.7mm	3/8"	9.5mm	1/16"	1.6mm
TBL-18	9/16"	14.3mm	7/16"	11.1mm	1/16"	1.6mm
TBL-20	5/8"	15.9mm	1/2"	12.7mm	1/16"	1.6mm
TBL-24	3/4"	19.1mm	5/8"	15.9mm	1/16"	1.6mm
TBL-28	7/8"	22.2mm	3/4"	19.1mm	1/16"	1.6mm
TBL-32	1"	25.4mm	7/8"	22.2mm	1/16"	1.6mm
TBL-36	1-1/8"	28.6mm	1"	25.4mm	1/16"	1.6mm
TBL-40	1-1/4"	31.8mm	1-1/8"	28.6mm	1/16"	1.6mm
• TBL-48	1-1/2"	38.1mm	1-21/64"	33.7mm	3/32"	2.4mm
• TBL-56	1-3/4"	44.5mm	1-37/64"	40.1mm	3/32"	2.4mm
• TBL-64	2"	50.8mm	1-53/64"	46.4mm	3/32"	2.4mm

NOTES: 30" (750mm) Length.

Colored Butyrate Tubing available in the following colors. To order, add the color abbreviation listed below to the end of the Product Code. Example: TBL-12Y

“•” **Not available in Black, Brown or Gray.** TBL-1 and TBL-2 are Butyrate coated wire.

- | | | | |
|------------|------------|------------|-----------|
| R - Red | Y - Yellow | B - Blue | G - Green |
| O - Orange | BK - Black | BR - Brown | VG - Gray |



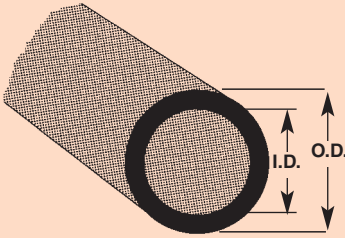
ASSORTED COLORED TUBING & WIRE

Used by Jewelers, crafts people, Educators and anyone with some creativity. See above for additional information. **Packaged in random mixed colors, 25 pieces, 15" (375mm) long.**

CODE	ACTUAL SIZE					
	O.D.		I.D.		WALL	
TBAS-1	3/64"	1.2mm	N/A	N/A	N/A	N/A
TBAS-2	1/16"	1.6mm	N/A	N/A	N/A	N/A
TBAS-3	3/32"	2.4mm	.050	1.3mm	.020	0.5mm
TBAS-4	1/8"	3.2mm	1/16"	1.6mm	1/32"	0.8mm



TRADITIONAL ABS ROUND TUBING



Use for “cracking towers,” storage tanks, silos and other tanks found in chemical, industrial and municipal facilities. Precision Extruded in Gray ABS Plastic. Ideal for all outdoor or professional model construction where model life is critical. High impact strength provides durability, flexibility and longevity of the model. See related fittings later in this Catalog.

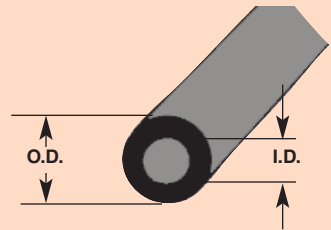
CODE	ACTUAL SIZE					
	O.D.		I.D.		WALL	
TB-48	1-1/2"	38.1mm	1-21/64"	33.7mm	3/32"	2.4mm
TB-175	1-3/4"	44.5mm	1-37/64"	40.1mm	3/32"	2.4mm
TB-200	2"	50.8mm	1-53/64"	46.4mm	3/32"	2.4mm
TB-225	2-1/4"	57.2mm	2"	50.8mm	1/8"	3.2mm
TB-250	2-1/2"	63.5mm	2-11/32"	59.5mm	5/64"	2.0mm
TB-275	2-3/4"	69.9mm	2-19/32"	65.9mm	5/64"	2.0mm
TB-300	3"	76.2mm	2-27/32"	71.8mm	5/64"	2.0mm
TB-325	3-1/4"	82.6mm	3-3/32"	78.6mm	5/64"	2.0mm
TB-350	3-1/2"	88.9mm	3-11/32"	84.9mm	5/64"	2.0mm
TB-375	3-3/4"	95.3mm	3-19/32"	91.3mm	5/64"	2.0mm
TB-400	4"	101.6mm	3-27/32"	97.6mm	5/64"	2.0mm
TB-425	4-1/4"	108.0mm	4-3/32"	104.0mm	5/64"	2.0mm
TB-450	4-1/2"	114.3mm	4-11/32"	110.3mm	5/64"	2.0mm
TB-475	4-3/4"	120.7mm	4-19/32"	116.7mm	5/64"	2.0mm
TB-500	5"	127.0mm	4-7/8"	123.8mm	1/16"	1.6mm
TB-525	5-1/4"	133.4mm	5-1/8"	130.2mm	1/16"	1.6mm
TB-550	5-1/2"	139.7mm	5-3/8"	136.5mm	1/16"	1.6mm
TB-575	5-3/4"	146.1mm	5-5/8"	142.9mm	1/16"	1.6mm
TB-600	6"	152.4mm	5-7/8"	149.2mm	1/16"	1.6mm

NOTES: 18" (450mm) Length.

All Gray ABS Tubing is also available at double the shown length for twice the listed price. Just add 'L' to the end of the Product Code. Example: TB-200L

DARK GRAY ABS TUBING

Use for piping in industrial model settings. May also be used as round pylons in bridge, pier and other structures. Precision Extruded in Dark Gray ABS Plastic. Ideal for all facets of model building. The color matches our Traditional ABS Structural Shapes.



CODE	ACTUAL SIZE					
	O.D.		I.D.		WALL	
TBAL-6	3/16"	4.8mm	3/32"	2.4mm	3/64"	1.2mm
TBAL-8	1/4"	6.4mm	1/8"	3.2mm	1/16"	1.6mm
TBAL-10	5/16"	7.9mm	3/16"	4.8mm	1/16"	1.6mm
TBAL-12	3/8"	9.5mm	1/4"	6.4mm	1/16"	1.6mm
TBAL-14	7/16"	11.1mm	5/16"	7.9mm	1/16"	1.6mm
TBAL-16	1/2"	12.7mm	3/8"	9.5mm	1/16"	1.6mm
TBAL-18	9/16"	14.3mm	7/16"	11.1mm	1/16"	1.6mm
TBAL-20	5/8"	15.9mm	1/2"	12.7mm	1/16"	1.6mm
TBAL-24	3/4"	19.1mm	5/8"	15.9mm	1/16"	1.6mm

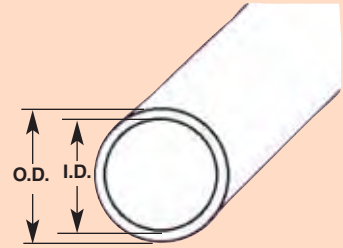
NOTE: 30" (750mm) Length.

TIP:

To create realistic welded (or riveted) tank seams, use a radiator hose clamp as your horizontal guide. Tighten the clamp around the tube, and using a hobby knife, lightly scribe lines every 8 scale feet around the tank. Scribe vertical lines using a straight edge.

CLEAR ACRYLIC ROUND TUBING

Use in craft or home decoration projects, or in place of our ABS tubing for tanks, silos and other round structures. Precision Extruded in Clear Acrylic Plastic. Excellent clarity. Ideal for all facets of model building. See our Clear Acrylic heads (later in this Catalog) for use as end caps.



CODE	ACTUAL SIZE					
	O.D.		I.D.		WALL	
AT-8	1/4"	6.4mm	1/8"	3.2mm	1/16"	1.6mm
AT-12	3/8"	9.5mm	1/4"	6.4mm	1/16"	1.6mm
AT-16	1/2"	12.7mm	3/8"	9.5mm	1/16"	1.6mm
AT-20	5/8"	15.9mm	1/2"	12.7mm	1/16"	1.6mm
AT-24	3/4"	19.1mm	5/8"	15.9mm	1/16"	1.6mm
AT-32	1"	25.4mm	7/8"	22.2mm	1/16"	1.6mm
AT-48	1-1/2"	38.1mm	1-3/8"	34.9mm	1/16"	1.6mm
AT-200	2"	50.8mm	1-7/8"	47.6mm	1/16"	1.6mm
AT-250	2-1/2"	63.5mm	2-3/8"	60.3mm	1/16"	1.6mm
AT-300	3"	76.2mm	2-7/8"	73.0mm	1/16"	1.6mm

NOTE: 18" (450mm) Length.

Clear Acrylic Tubing is also available at double the shown length for twice the listed price. Just add 'L' to the end of the Product Code. Example: AT-32L

Used by Jewelers, crafts people, Educators and anyone with some creativity. Precision Extruded in Clear Acrylic Plastic.

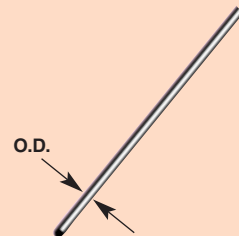
CODE	ACTUAL SIZE					
	O.D.		I.D.		WALL	
CTB-3	3/32"	2.4mm	.050	1.3mm	.020	0.5mm
CTB-4	1/8"	3.2mm	1/16"	1.6mm	1/32"	0.8mm
CTB-6	3/16"	4.8mm	3/32"	2.4mm	3/64"	1.2mm
CTB-8	1/4"	6.4mm	1/8"	3.2mm	1/16"	1.6mm

NOTE: 15" (375mm) Length.

All Clear Round Tubing is also available at double the shown length for twice the listed price. Just add 'L' to the end of the Product Code. Example: CTB-4L

BRASS INSERT WIRE

This wire is designed for insertion in our 3/32" (2.4mm) and 1/8" (3.2mm) Butyrate round tubing to add stiffness or allow bending to almost any configuration.

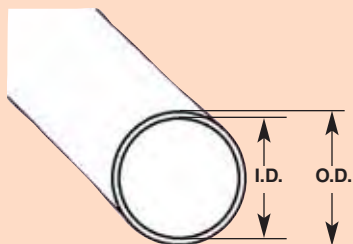


CODE	ACTUAL		TO FIT TUBING
	O.D.		
MIW-1	.045	1.1mm	3
MIW-2	.058	1.5mm	4

NOTE: 15" (375mm) Length.

Brass Insert Wire is also available at double the shown length for twice the listed price. Just add 'L' to the end of the Product Code. Example: MIW-1L

CLEAR BUTYRATE ROUND TUBING



Use in craft or home decoration projects, or in place of our ABS tubing for tanks, silos and other round structures. Also makes an excellent rocket fuselage, or a storage or display vessel. Precision Extruded in Clear Butyrate Plastic. Excellent clarity.

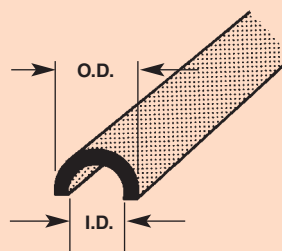
CODE	ACTUAL SIZE					
	O.D.		I.D.		WALL	
BTB-4	1/8"	3.2mm	1/16"	1.6mm	1/32"	0.8mm
BTB-6	3/16"	4.8mm	1/8"	3.2mm	1/32"	0.8mm
BTB-8	1/4"	6.4mm	3/16"	4.8mm	1/32"	0.8mm
BTB-12	3/8"	9.5mm	5/16"	7.9mm	1/32"	0.8mm
BTB-16	1/2"	12.7mm	7/16"	11.1mm	1/32"	0.8mm
BTB-20	5/8"	15.9mm	9/16"	12.7mm	1/32"	0.8mm
BTB-24	3/4"	19.1mm	11/16"	17.5mm	1/32"	0.8mm
BTB-32	1"	25.4mm	15/16"	23.8mm	1/32"	0.8mm
BTB-48	1-1/2"	38.1mm	1-7/16"	36.5mm	1/32"	0.8mm
BTB-200	2"	50.8mm	1-15/16"	49.2mm	1/32"	0.8mm
BTB-250	2-1/2"	63.5mm	2-7/16"	61.9mm	1/32"	0.8mm
BTB-300	3"	76.2mm	2-15/16"	73.0mm	1/32"	0.8mm

NOTE: 24" (600mm) Length.

Clear Butyrate Tubing is also available at double the shown length for twice the listed price. Just add 'L' to the end of the Product Code. Example: BTB-200L

HALF ROUND PROFILES

Use for the top housing unit of corrugated roll-up doors, large scale gutters and bannister railings, and decorative trim for inside and outside buildings. Precision Extruded in Gray Butyrate Plastic. Ideal for all facets of model building.



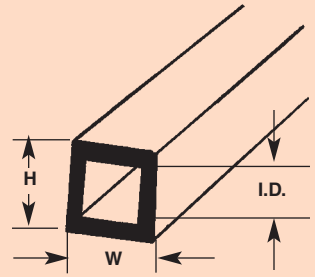
CODE	ACTUAL SIZE					
	O.D.		I.D.		WALL	
HP-3	3/16"	4.8mm	3/32"	2.4mm	3/64"	1.2mm
HP-4	1/4"	6.4mm	1/8"	3.2mm	1/16"	1.6mm
HP-6	5/16"	7.9mm	3/16"	4.8mm	1/16"	1.6mm
HP-8	3/8"	9.5mm	1/4"	6.4mm	1/16"	1.6mm
HP-10	7/16"	11.1mm	5/16"	7.9mm	1/16"	1.6mm
HP-12	1/2"	12.7mm	3/8"	9.5mm	1/16"	1.6mm
HP-14	9/16"	14.3mm	7/16"	11.1mm	1/16"	1.6mm
HP-16	5/8"	15.9mm	1/2"	12.7mm	1/16"	1.6mm
HP-18	11/16"	17.5mm	9/16"	14.3mm	1/16"	1.6mm
HP-20	3/4"	19.1mm	5/8"	15.9mm	1/16"	1.6mm
HP-24	7/8"	22.2mm	3/4"	19.1mm	1/16"	1.6mm
HP-28	1"	25.4mm	7/8"	22.2mm	1/16"	1.6mm
HP-32	1-1/8"	28.6mm	1"	25.4mm	1/16"	1.6mm
HP-36	1-1/4"	31.8mm	1-1/8"	28.6mm	1/16"	1.6mm
HP-40	1-3/8"	34.9mm	1-1/4"	31.8mm	1/16"	1.6mm

NOTE: 15" (375mm) Length.

Half Round Profiles are also available at double the shown length for twice the listed price. Just add 'L' to the end of the Product Code. Example: HP-10L

TRADITIONAL ABS SQUARE TUBING

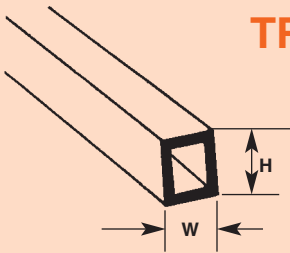
Use for concrete columns in the construction of modern structures. May also be used as square wood or steel members in the construction of older structures. Precision Extruded in Light Gray ABS Plastic. Ideal for all facets of model building. Alternate sizes telescope.



CODE	ACTUAL SIZE					
	'H' & 'W'		I.D.		WALL	
ST-4	1/8"	3.2mm	.050	1.3mm	.037	0.9mm
ST-6	3/16"	4.8mm	3/32"	2.4mm	3/64"	1.2mm
ST-8	1/4"	6.4mm	1/8"	3.2mm	1/16"	1.6mm
ST-10	5/16"	7.9mm	3/16"	4.8mm	1/16"	1.6mm
ST-12	3/8"	9.5mm	1/4"	6.4mm	1/16"	1.6mm
ST-14	7/16"	11.1mm	5/16"	7.9mm	1/16"	1.6mm
ST-16	1/2"	12.7mm	3/8"	9.5mm	1/16"	1.6mm
ST-18	9/16"	14.3mm	7/16"	11.1mm	1/16"	1.6mm
ST-20	5/8"	15.9mm	1/2"	12.7mm	1/16"	1.6mm
ST-24	3/4"	19.1mm	5/8"	15.9mm	1/16"	1.6mm
ST-28	7/8"	22.2mm	3/4"	19.1mm	1/16"	1.6mm
ST-32	1"	25.4mm	7/8"	22.2mm	1/16"	1.6mm
ST-36	1-1/8"	28.6mm	1"	25.4mm	1/16"	1.6mm
ST-40	1-1/4"	31.8mm	1-1/8"	28.6mm	1/16"	1.6mm

NOTE: 15" (375mm) Length.

Square Tubing is also available at double the shown length for twice the listed price. Just add 'L' to the end of the Product Code. Example: ST-10L



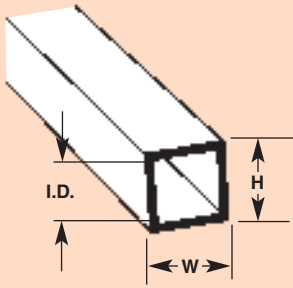
TRADITIONAL ABS RECTANGULAR TUBING

Use for concrete columns and beams in the construction of modern structures. May also be used as wood or steel members in the construction of older structures. Precision Extruded in Light Gray ABS Plastic. Ideal for all facets of model building.

CODE	ACTUAL SIZE					
	'H'		'W'		WALL	
RT-8	1/4"	6.4mm	3/16"	4.8mm	1/16"	1.6mm
RT-10	5/16"	7.9mm	1/4"	6.4mm	1/16"	1.6mm
RT-12	3/8"	9.5mm	1/4"	6.4mm	1/16"	1.6mm
RT-14	7/16"	11.1mm	1/4"	6.4mm	1/16"	1.6mm
RT-16	1/2"	12.7mm	1/4"	6.4mm	1/16"	1.6mm
RT-18	9/16"	14.3mm	1/4"	6.4mm	1/16"	1.6mm
RT-19	9/16"	14.3mm	3/8"	9.5mm	1/16"	1.6mm
RT-20	5/8"	15.9mm	1/4"	6.4mm	1/16"	1.6mm
RT-21	5/8"	15.9mm	1/2"	12.7mm	1/16"	1.6mm
RT-24	3/4"	19.1mm	3/8"	9.5mm	1/16"	1.6mm
RT-26	3/4"	19.1mm	9/16"	14.3mm	1/16"	1.6mm
RT-28	7/8"	22.2mm	3/8"	9.5mm	1/16"	1.6mm
RT-29	7/8"	22.2mm	5/8"	15.9mm	1/16"	1.6mm
RT-32	1"	25.4mm	3/8"	9.5mm	1/16"	1.6mm
RT-33	1"	25.4mm	3/4"	19.1mm	1/16"	1.6mm
RT-36	1-1/8"	28.6mm	3/8"	9.5mm	1/16"	1.6mm
RT-37	1-1/8"	28.6mm	3/4"	19.1mm	1/16"	1.6mm

NOTE: 15" (375mm) Length.

Rectangular Tubing is also available at double the shown length for twice the listed price. Just add 'L' to the end of the Product Code. Example: RT-12L



FINELINE STYRENE SQUARE TUBING

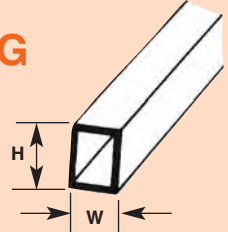
Use for concrete columns in the construction of modern structures. May also be used to represent square steel or wood members in the construction of older structures. Precision Extruded in White Styrene Plastic. Ideal for museum quality and smaller scale model construction where assembly speed, profile accuracy and cost are the determining factors. Sizes telescope.

CODE	ACTUAL SIZE					
	'H' & 'W'		I.D.		WALL	
STFS-4	1/8"	3.2mm	.085	2.2mm	.025	0.6mm
STFS-6	3/16"	4.8mm	9/64"	3.6mm	.025	0.6mm
STFS-8	1/4"	6.4mm	13/64"	5.2mm	.025	0.6mm
STFS-10	5/16"	7.9mm	17/64"	6.7mm	.025	0.6mm
STFS-12	3/8"	9.5mm	21/64"	8.3mm	.025	0.6mm

NOTE: 15" (375mm) Length.

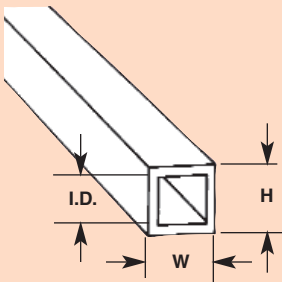
FINELINE STYRENE RECTANGULAR TUBING

Use for concrete columns and beams in the construction of modern structures. Precision Extruded in White Styrene Plastic. Ideal for museum quality and smaller scale model construction where assembly speed, profile accuracy and cost are the determining factors.



CODE	ACTUAL SIZE					
	'H'		'W'		WALL	
RTFS-8	1/4"	6.4mm	3/16"	4.8mm	.025	0.6mm
RTFS-10	5/16"	7.9mm	1/4"	6.4mm	.025	0.6mm
RTFS-12	3/8"	9.5mm	1/4"	6.4mm	.025	0.6mm

NOTE: 15" (375mm) Length.



CLEAR ACRYLIC SQUARE TUBING

Used by Jewelers, crafts people, Educators and anyone with some creativity. Precision Extruded in Clear Acrylic Plastic.

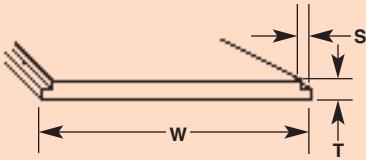
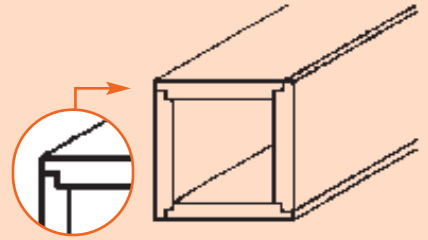
CODE	ACTUAL SIZE					
	'H' & 'W'		I.D.		WALL	
CST-4	1/8"	3.2mm	.050	1.3mm	.037	0.9mm
CST-6	3/16"	4.8mm	3/32"	2.4mm	.055	1.4mm
CST-8	1/4"	6.4mm	1/8"	3.2mm	.065	1.7mm

NOTE: 15" (375mm) Length.

All Clear Square Tubing is also available at double the shown length for twice the listed price. Just add 'L' to the end of the Product Code. Example: CST-8L

ABS LARGE TUBING ASSEMBLIES

A quick and simple method for assembly of **LARGE** square and rectangular tubing. Unique design allows assembly of several hundred different sizes of square and rectangular shapes. Use for concrete columns in the construction of modern structures. May also be used to represent square steel or wood members in the construction of older structures. Also good for making boxes or other creative craft items.



ABS TUBING COMPONENTS

Use for custom fabrication of square and rectangular tubing or boxed assemblies such as concrete columns in modern structures. 1/16" (1.6mm) alignment lip and notch corners allow fast, accurate assembly. Simply tape assembly together, then solvent bond along the joints. Precision Injection Molded in Light Gray ABS Plastic.

CODE	ACTUAL SIZE					
	'W'		'T'		'S'	
SRT-24L	3/4"	19.1mm	1/8"	3.2mm	1/16"	1.6mm
SRT-28L	7/8"	22.2mm	1/8"	3.2mm	1/16"	1.6mm
SRT-32L	1"	25.4mm	1/8"	3.2mm	1/16"	1.6mm
SRT-36L	1-1/8"	28.6mm	1/8"	3.2mm	1/16"	1.6mm
SRT-40L	1-1/4"	31.8mm	1/8"	3.2mm	1/16"	1.6mm
SRT-44L	1-3/8"	34.9mm	1/8"	3.2mm	1/16"	1.6mm
SRT-48L	1-1/2"	38.1mm	1/8"	3.2mm	1/16"	1.6mm
SRT-52L	1-5/8"	41.3mm	1/8"	3.2mm	1/16"	1.6mm
SRT-56L	1-3/4"	44.5mm	1/8"	3.2mm	1/16"	1.6mm
SRT-60L	1-7/8"	47.6mm	1/8"	3.2mm	1/16"	1.6mm
SRT-64L	2"	50.8mm	1/8"	3.2mm	1/16"	1.6mm
SRT-68L	2-1/8"	54.0mm	1/8"	3.2mm	1/16"	1.6mm

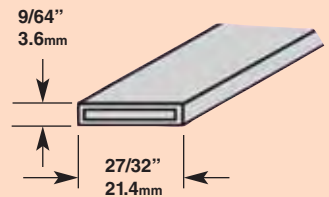
NOTE: 30" (750mm) Length.

RECTANGULAR ABS TUBE

Use to represent cable trays in electrical power plants, or any other rectangular ducting. Special horizontal and vertical elbows may be found later in this Catalog. Precision Extruded in Medium Green ABS Plastic.

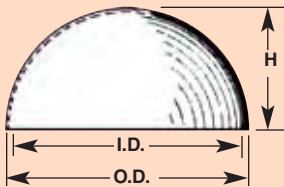
CODE: CT-27

NOTE: 30" (750mm) Length.



IN A HURRY?

Call our Toll Free 800 Order Line and pay by VISA/MasterCard. (800) 666-7015 8:00 am-2:00 pm Pacific Time.



HEMISPHERICAL DOMES

Use for vertical and horizontal tank ends when making storage tanks for oil processing plants, water, LP gas or food and grain. Great for school and craft projects, and home decor. Glue two together to make plastic spheres. Also great for eyes on puppets and robots. Precision Injection Molded in Acrylic, ABS or Butyrate Plastic. **Code shown is for Clear Acrylic.**

CODE	TO FIT TUBE	ACTUAL SIZE					
		O.D.		I.D.		'H'	
VHH-12 •	12	3/8"	9.5mm	5/32"	4.0mm	3/16"	4.8mm
VHH-14 •	14	7/16"	11.1mm	1/4"	6.4mm	7/32"	5.6mm
VHH-16 •	16	1/2"	12.7mm	9/32"	7.1mm	1/4"	6.4mm
VHH-18 •	18	9/16"	14.3mm	23/64"	9.1mm	9/32"	7.1mm
VHH-20 •	20	5/8"	15.9mm	7/16"	11.1mm	5/16"	7.9mm
VHH-24 •	24	3/4"	19.1mm	35/64"	13.9mm	3/8"	9.5mm
VHH-28 •	28	7/8"	22.2mm	43/64"	17.1mm	7/16"	11.1mm
VHH-32 •	32	1"	25.4mm	25/32"	19.8mm	1/2"	12.7mm
VHH-36 •	36	1-1/8"	28.6mm	15/16"	23.8mm	9/16"	14.3mm
VHH-40 •	40	1-1/4"	31.8mm	1"	25.4mm	5/8"	15.9mm
VHH-48	48	1-1/2"	38.1mm	1-1/4"	31.8mm	3/4"	19.1mm
VHH-175	56/175	1-3/4"	44.5mm	1-1/2"	38.1mm	7/8"	22.2mm
VHH-200	64/200	2"	50.8mm	1-3/4"	44.5mm	1"	25.4mm
VHH-225	225	2-1/4"	57.2mm	2"	50.8mm	1-1/8"	28.6mm
VHH-250	250	2-1/2"	63.5mm	2-1/4"	57.2mm	1-1/4"	31.8mm
VHH-275	275	2-3/4"	69.9mm	2-1/2"	63.5mm	1-3/8"	34.9mm
VHH-300	300	3"	76.2mm	2-3/4"	69.9mm	1-1/2"	38.1mm
VHH-325	325	3-1/4"	82.6mm	3"	76.2mm	1-5/8"	41.3mm
VHH-350	350	3-1/2"	88.9mm	3-1/4"	82.6mm	1-3/4"	44.5mm
VHH-375	375	3-3/4"	95.3mm	3-1/2"	88.9mm	1-7/8"	47.6mm
VHH-400	400	4"	101.6mm	3-3/4"	95.3mm	2"	50.8mm
VHH-425	425	4-1/4"	108.0mm	4"	101.6mm	2-1/8"	54.0mm
VHH-450	450	4-1/2"	114.3mm	4-1/4"	108.0mm	2-1/4"	57.2mm
VHH-475	475	4-3/4"	120.7mm	4-1/2"	114.3mm	2-3/8"	60.3mm
VHH-500	500	5"	127.0mm	4-3/4"	120.7mm	2-1/2"	63.5mm
VHH-525	525	5-1/4"	133.4mm	5"	127.0mm	2-5/8"	66.7mm
VHH-550	550	5-1/2"	139.7mm	5-1/4"	133.4mm	2-3/4"	69.9mm
VHH-575	575	5-3/4"	146.1mm	5-1/2"	139.7mm	2-7/8"	73.0mm
VHH-600	600	6"	152.4mm	5-3/4"	146.1mm	3"	76.2mm

NOTE:

Now available in solid Gray ABS. To order add VG to the end of the Product Code. Example: VHH-12VG
 Product codes listed with "•" are also available in the following colors. To order, add the color abbreviation listed below to the end of the Product Code. Example: VHH-16FY

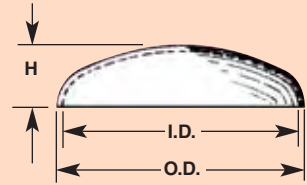
FR - Fluorescent Red Acrylic
 FY - Fluorescent Yellow Acrylic
 FB - Fluorescent Blue Acrylic

FG - Fluorescent Green Acrylic
 W - White Butyrate
 BK - Black Butyrate



Photo courtesy of Steven Clarke, BRANDYWINE RIVER MUSEUM, Chadds Ford, PA

ELLIPTICAL DOMES



Use for vertical and horizontal tank ends when making storage tanks for oil processing plants, water, LP gas or food and grain. Great for school and craft projects, and home decor. Glue two together to make plastic spheres. Also great for eyes on puppets and robots. Precision Injection Molded in Acrylic, ABS or Butyrate Plastic. **Code shown is for Clear Acrylic.**

CODE	TO FIT TUBE	ACTUAL SIZE					
		O.D.		I.D.		'H'	
VHE-12 •	12	3/8"	9.5mm	N/A	N/A	.080	2.0mm
VHE-14 •	14	7/16"	11.1mm	N/A	N/A	.100	2.5mm
VHE-16 •	16	1/2"	12.7mm	N/A	N/A	.110	2.8mm
VHE-18 •	18	9/16"	14.3mm	N/A	N/A	.135	3.4mm
VHE-20 •	20	5/8"	15.9mm	N/A	N/A	.145	3.7mm
VHE-24 •	24	3/4"	19.1mm	N/A	N/A	.180	4.6mm
VHE-28 •	28	7/8"	22.2mm	11/16"	17.5mm	13/64"	5.2mm
VHE-32 •	32	1"	25.4mm	3/4"	19.1mm	15/64"	6.0mm
VHE-36 •	36	1-1/8"	28.6mm	15/16"	23.8mm	17/64"	6.7mm
VHE-40 •	40	1-1/4"	31.8mm	1"	25.4mm	19/64"	7.5mm
VHE-48	48	1-1/2"	38.1mm	1-5/16"	33.3mm	21/64"	8.3mm
VHE-175	56/175	1-3/4"	44.5mm	1-1/2"	38.1mm	27/64"	10.7mm
VHE-200	64/200	2"	50.8mm	1-3/4"	44.5mm	1/2"	12.7mm
VHE-225	225	2-1/4"	57.2mm	2"	50.8mm	9/16"	14.3mm
VHE-250	250	2-1/2"	63.5mm	2-1/4"	57.2mm	5/8"	15.9mm
VHE-275	275	2-3/4"	69.9mm	2-1/2"	63.5mm	43/64"	17.1mm
VHE-300	300	3"	76.2mm	2-3/4"	69.9mm	3/4"	19.1mm
VHE-325	325	3-1/4"	82.6mm	3"	76.2mm	51/64"	20.2mm
VHE-350	350	3-1/2"	88.9mm	3-1/4"	82.6mm	7/8"	22.2mm
VHE-375	375	3-3/4"	95.3mm	3-1/2"	88.9mm	15/16"	23.8mm
VHE-400	400	4"	101.6mm	3-3/4"	95.3mm	63/64"	25.0mm
VHE-425	425	4-1/4"	108.0mm	4"	101.6mm	1-1/16"	27.0mm
VHE-450	450	4-1/2"	114.3mm	4-1/4"	108.0mm	1-3/32"	27.8mm
VHE-475	475	4-3/4"	120.7mm	4-1/2"	114.3mm	1-11/64"	29.8mm
VHE-500	500	5"	127.0mm	4-3/4"	120.7mm	1-1/4"	31.8mm
VHE-525	525	5-1/4"	133.4mm	5"	127.0mm	1-5/16"	33.3mm
VHE-550	550	5-1/2"	139.7mm	5-1/4"	133.4mm	1-13/32"	35.7mm
VHE-575	575	5-3/4"	146.1mm	5-1/2"	139.7mm	1-7/16"	36.5mm
VHE-600	600	6"	152.4mm	5-3/4"	146.1mm	1-1/2"	38.1mm

NOTE:

Now available in solid Gray ABS. To order add VG to the end of the Product Code. Example: VHE-12VG
Product codes listed with "•" are also available in the following colors. To order, add the color abbreviation listed below to the end of the Product Code. Example: VHE-12FB

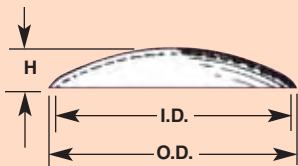
FR - Fluorescent Red Acrylic
 FY - Fluorescent Yellow Acrylic
 FB - Fluorescent Blue Acrylic

FG - Fluorescent Green Acrylic
 W - White Butyrate
 BK - Black Butyrate



Photo courtesy of Alan Graziano, South Plainfield, NJ

CLEAR ACRYLIC DISHED DOMES



Use for vertical and horizontal tank ends when making storage tanks for oil processing plants, water, LP gas or food and grain. Also popular in craft and home decor projects. Precision Injection Molded in Acrylic or ABS Plastic. Code shown is for Clear Acrylic.

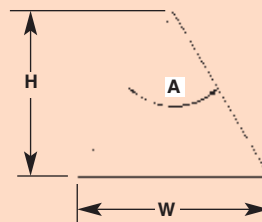
CODE	TO FIT TUBE	ACTUAL SIZE					
		O.D.		I.D.		'H'	
VHD-175	56/175	1-3/4"	44.5mm	1-1/2"	38.1mm	5/16"	7.9mm
VHD-200	64/200	2"	50.8mm	1-3/4"	44.5mm	11/32"	8.7mm
VHD-225	225	2-1/4"	57.2mm	2"	50.8mm	25/64"	9.9mm
VHD-250	250	2-1/2"	63.5mm	2-1/4"	57.2mm	7/16"	11.1mm
VHD-275	275	2-3/4"	69.9mm	2-1/2"	63.5mm	29/64"	11.5mm
VHD-300	300	3"	76.2mm	2-3/4"	69.9mm	33/64"	13.1mm
VHD-325	325	3-1/4"	82.6mm	3"	76.2mm	35/64"	13.9mm
VHD-350	350	3-1/2"	88.9mm	3-1/4"	82.6mm	19/32"	15.1mm
VHD-375	375	3-3/4"	95.3mm	3-1/2"	88.9mm	5/8"	15.9mm
VHD-400	400	4"	101.6mm	3-3/4"	95.3mm	43/64"	17.1mm
VHD-425	425	4-1/4"	108.0mm	4"	101.6mm	45/64"	17.9mm
VHD-450	450	4-1/2"	114.3mm	4-1/4"	108.0mm	49/64"	19.4mm
VHD-475	475	4-3/4"	120.7mm	4-1/2"	114.3mm	51/64"	20.2mm
VHD-500	500	5"	127.0mm	4-3/4"	120.7mm	55/64"	21.8mm
VHD-525	525	5-1/4"	133.4mm	5"	127.0mm	57/64"	22.6mm
VHD-550	550	5-1/2"	139.7mm	5-1/4"	133.4mm	15/16"	23.8mm
VHD-575	575	5-3/4"	146.1mm	5-1/2"	139.7mm	63/64"	25.0mm
VHD-600	600	6"	152.4mm	5-3/4"	146.1mm	1"	25.4mm

NOTE:

Now available in solid Gray ABS. To order add VG to the end of the Product Code. Example: VHD-225VG

CONES & TRANSITIONS

Use for ends on vertical tanks (water, sand, flour, etc.) or transitions from one size to another when making "cracking towers" for oil processing plants. Also great for rocket nose cones. Precision Injection Molded or Vacuum Formed in Medium Gray ABS Plastic.



CODE	A (ANGLE)	ACTUAL SIZE					
		'H'		'W'		WALL	
VC-1	60°	1-7/8"	47.6mm	2-1/8"	54.0mm	.020	0.5mm
VC-30	30°	5-1/2"	139.7mm	3"	76.2mm	.040	1.0mm
VC-45	45°	4-3/4"	120.7mm	4"	101.6mm	.040	1.0mm
VC-60	60°	2-9/16"	65.1mm	3"	76.2mm	.040	1.0mm
VC-64	60°	3-3/8"	85.7mm	4"	101.6mm	.040	1.0mm
VC-66	60°	5"	127.0mm	6"	152.4mm	.100	2.5mm
VC-90	90°	1-1/2"	38.1mm	3"	76.2mm	.025	0.6mm
VC-94	90°	2"	50.8mm	4"	101.6mm	.040	1.0mm
VC-96	90°	2-7/8"	73.0mm	6"	152.4mm	.100	2.5mm
VC-120	120°	1-1/4"	31.8mm	4"	101.6mm	.050	1.3mm
VC-130	130°	1"	25.4mm	4"	101.6mm	.050	1.3mm
VC-605 •	60°	1-3/8"	34.9mm	1-1/2"	38.1mm	.060	1.5mm
VC-905 •	90°	1-3/16"	30.2mm	1-1/2"	38.1mm	.060	1.5mm

NOTE:

• These Products available in sheets of 5 Cones only.



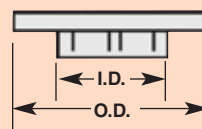
Five different Cones; 3 bullet shapes with O.D. of 1" (25.4mm), 1-1/4" (31.8mm), and 1-1/2" (38.1mm) and 2 60° pointed shapes with 1-1/2" (38.1mm) and 2" (50.8mm). Vacuum Formed in .030 (0.8mm) Gray ABS.

CODE: VC-5

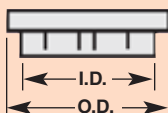
TUBING & FITTINGS

ABS FLANGED CAP HEADS

Use for vertical and horizontal tank ends when making storage tanks for oil processing plants, or for heat exchangers. May also be used for manway covers. Precision Injection Molded in ABS and Butyrate Plastic. **Code shown is for Medium Gray ABS.**



CODE	TO FIT TUBE	ACTUAL SIZE			
		O.D.		I.D.	
VHF-12	12	5/8"	15.9mm	15/64"	6.0mm
VHF-14	14	11/16"	17.5mm	19/64"	7.5mm
VHF-16	16	3/4"	19.1mm	23/64"	9.1mm
VHF-18	18	13/16"	20.6mm	27/64"	10.7mm
VHF-20	20	7/8"	22.2mm	31/64"	12.3mm
VHF-24	24	1"	25.4mm	39/64"	15.5mm
VHF-28	28	1-5/32"	29.4mm	47/64"	18.7mm
VHF-32	32	1-9/32"	32.5mm	55/64"	21.8mm
VHF-36	36	1-7/16"	36.5mm	63/64"	25.0mm
VHF-40	40	1-9/16"	39.7mm	1-7/64"	28.2mm



ABS FLAT CAP HEADS

CODE	TO FIT TUBE	ACTUAL SIZE			
		O.D.		I.D.	
VHC-12	12	3/8"	9.5mm	15/64"	6.0mm
VHC-14	14	7/16"	11.1mm	19/64"	7.5mm
VHC-16	16	1/2"	12.7mm	23/64"	9.1mm
VHC-18	18	9/16"	14.3mm	27/64"	10.7mm
VHC-20	20	5/8"	15.9mm	31/64"	12.3mm
VHC-24	24	3/4"	19.1mm	39/64"	15.5mm
VHC-28	28	7/8"	22.2mm	47/64"	18.7mm
VHC-32	32	1"	25.4mm	55/64"	21.8mm
VHC-36	36	1-1/8"	28.6mm	63/64"	25.0mm
VHC-40	40	1-1/4"	31.8mm	1-7/64"	28.2mm
VHC-48	48	1-1/2"	38.1mm	1-21/64"	33.7mm
VHC-175	56/175	1-3/4"	44.5mm	1-37/64"	40.1mm
VHC-200	64/200	2"	50.8mm	1-53/64"	46.4mm
VHC-225	225	2-1/4"	57.2mm	2-5/64"	52.8mm

NOTE:

These Products are also available in the following colors. To order, add the color abbreviation listed below to the end of the Product Code. Example: VHC-20BK

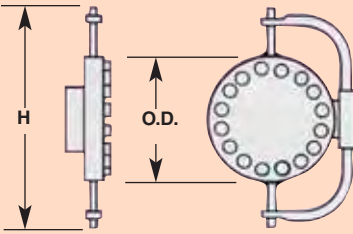
- W - White Butyrate
- BK - Black Butyrate



IN A HURRY?

Call our Toll Free 800 Order Line and pay by VISA/MasterCard. (800) 666-7015 8:00 am-2:00 pm Pacific Time.

ABS MANWAYS

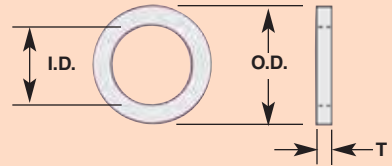


Use for manways and clean-outs in storage tanks. Precision Injection Molded in Medium Gray ABS Plastic.

CODE	ACTUAL SIZE			
	O.D.		'H'	
MH-18	13/16"	20.6mm	1-11/32"	33.7mm
MH-24	1-1/16"	27.0mm	1-5/8"	41.3mm
MH-36	1-1/2"	38.1mm	2-1/4"	57.2mm
MH-40	2"	50.8mm	2-13/16"	71.4mm

RINGS/FLANGES

Use for vertical and horizontal tank flanges when making tanks for oil processing plants, or for heat exchanger flanges. Also great for school and craft projects, and home decor. Precision Injection Molded in ABS, Acrylic or Butyrate Plastic. Code Shown is for Medium Gray ABS.



CODE	TO FIT TUBE	ACTUAL SIZE					
		O.D.		I.D.		'T'	
RI-12 •	12	5/8"	15.9mm	3/8"	9.5mm	3/32"	2.4mm
RI-14 •	14	11/16"	17.5mm	7/16"	11.1mm	3/32"	2.4mm
RI-16 •	16	3/4"	19.1mm	1/2"	12.7mm	3/32"	2.4mm
RI-18 •	18	13/16"	20.6mm	9/16"	14.3mm	1/8"	3.2mm
RI-20 •	20	7/8"	22.2mm	5/8"	15.9mm	1/8"	3.2mm
RI-24 •	24	1"	25.4mm	3/4"	19.1mm	1/8"	3.2mm
RI-28 •	28	1-5/32"	29.4mm	7/8"	22.2mm	5/32"	4.0mm
RI-32 •	32	1-9/32"	32.5mm	1"	25.4mm	5/32"	4.0mm
RI-36 •	36	1-7/16"	36.5mm	1-1/8"	28.6mm	5/32"	4.0mm
RI-40 •	40	1-9/16"	39.7mm	1-1/4"	31.8mm	5/32"	4.0mm
RI-48	48	2-1/16"	52.4mm	1-1/2"	38.1mm	1/8"	3.2mm
RI-175	56/175	2-5/16"	58.7mm	1-3/4"	44.5mm	1/8"	3.2mm
RI-200	64/200	2-9/16"	65.1mm	2"	50.8mm	5/32"	4.0mm
RI-225	225	2-13/16"	71.4mm	2-1/4"	57.2mm	5/32"	4.0mm

NOTE:

Product codes listed with "*" are also available in the following colors. To order, add the color abbreviation listed below to the end of the Product Code. Example: RI-24W

FR - Fluorescent Red Acrylic
 FY - Fluorescent Yellow Acrylic
 FB - Fluorescent Blue Acrylic

FG - Fluorescent Green Acrylic
 W - White Butyrate
 BK - Black Butyrate



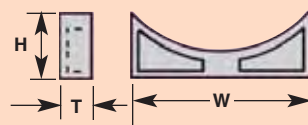
NEED IT FAST?

Specify Fed-Ex or UPS Next Day Service. We also offer 2 and 3 Day Air Service, as well as Economical Ground.

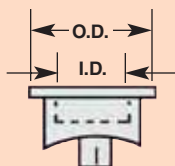
TUBING & FITTINGS

ABS TUBING SADDLES & SUPPORTS

Use to support horizontal tanks. Glue 2 together for stacking multiple horizontal tanks or large piping. Precision Injection Molded in Dark Gray ABS Plastic.



CODE	TO FIT TUBE	ACTUAL SIZE					
		'H'		'W'		'T'	
VS-8	8	3/16"	3.2mm	7/32"	5.6mm	3/32"	2.4mm
VS-10	10	3/16"	3.2mm	9/32"	7.1mm	3/32"	2.4mm
VS-12	12	1/4"	3.2mm	11/32"	8.7mm	1/8"	3.2mm
VS-14	14	1/4"	3.2mm	13/32"	10.3mm	1/8"	3.2mm
VS-16	16	1/4"	3.2mm	15/32"	11.9mm	1/8"	3.2mm
VS-18	18	5/16"	4.8mm	1/2"	12.7mm	1/8"	3.2mm
VS-20	20	3/8"	4.8mm	9/16"	14.3mm	1/8"	3.2mm
VS-24	24	3/8"	4.8mm	5/8"	15.9mm	1/8"	3.2mm
VS-28	28	3/8"	4.8mm	11/16"	17.5mm	1/8"	3.2mm
VS-32	32	3/8"	4.8mm	3/4"	19.1mm	5/32"	4.0mm
VS-36	36	3/8"	4.8mm	7/8"	22.2mm	5/32"	4.0mm
VS-40	40	7/16"	4.8mm	1"	25.4mm	5/32"	4.0mm
VS-48	48	7/16"	4.8mm	1-1/8"	28.6mm	5/32"	4.0mm
VS-175	56/175	1/2"	4.8mm	1-3/8"	34.9mm	3/16"	4.8mm
VS-200	64/200	5/8"	4.8mm	1-5/8"	41.3mm	3/16"	4.8mm
VS-225	225	5/8"	4.8mm	1-13/16"	46.0mm	3/16"	4.8mm
VS-250	250	11/16"	4.8mm	2"	50.8mm	1/4"	6.4mm
VS-275	275	13/16"	4.8mm	2-1/4"	57.2mm	1/4"	6.4mm
VS-300	300	13/16"	4.8mm	2-7/16"	61.9mm	1/4"	6.4mm



ABS NOZZLES

Use for attaching piping to tanks wherever piping is commonly found. Also used for representing manways, sight glasses and other tank accessories. Designed for use on all large ABS tubing; radius must be modified to fit the intended tank. Precision Injection Molded in Medium Gray ABS Plastic.


CODE	TO FIT TUBE	ACTUAL SIZE			
		O.D.		I.D.	
N-1	1	5/32"	4.0mm	3/64"	1.2mm
N-2	2	13/64"	5.2mm	1/16"	1.6mm
N-3	3	17/64"	6.7mm	3/32"	2.4mm
N-4	4	5/16"	7.9mm	1/8"	3.2mm
N-6	6	25/64"	9.9mm	3/16"	4.8mm
N-8	8	7/16"	11.1mm	1/4"	6.4mm
N-10	10	17/32"	13.5mm	5/16"	7.9mm
N-12	12	5/8"	15.9mm	3/8"	9.5mm
N-14	14	11/16"	17.5mm	7/16"	11.1mm
N-16	16	25/32"	19.8mm	1/2"	12.7mm
N-18	18	53/64"	21.0mm	9/16"	14.3mm
N-20	20	29/32"	23.0mm	5/8"	15.9mm
N-24	24	1"	25.4mm	3/4"	19.1mm











IN A HURRY?

Call our Toll Free 800 Order Line and pay by VISA/MasterCard. (800) 666-7015 8:00 am-2:00 pm Pacific Time.

BUTYRATE TUBING FITTINGS



Use with our Traditional Butyrate Round Tubing for piping systems found in industrial and commercial modeling, and for residential plumbing in dollhouse models. Also useful in model car roll cages, exhaust systems and scratchbuilt chassis. Ideal for stimulating creativity in educational programs utilizing our D&T Packs. Fitting design allows temporary press-fit assembly, however final assembly must be cemented. Precision Injection Molded in Butyrate Plastic. Code shown is for White Color.

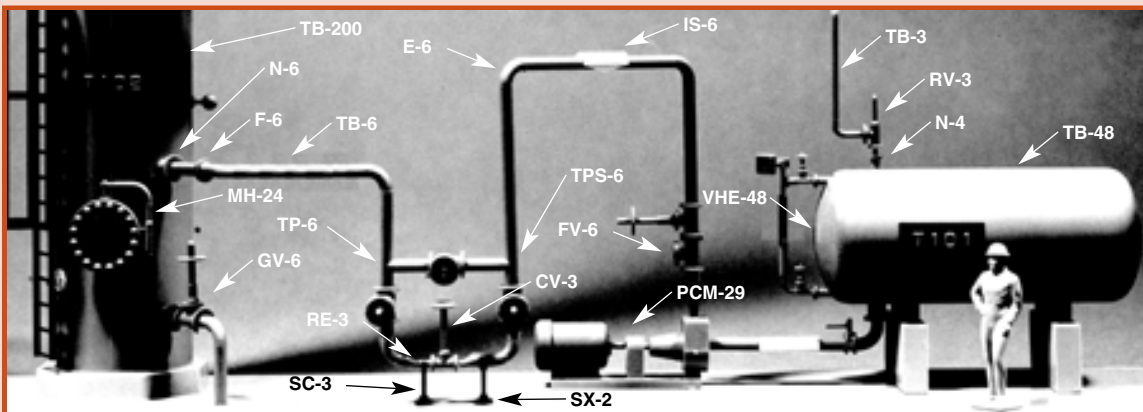
								
TO FIT TUBE	90° ELBOW	FEMALE 90° ELBOW	45° ELBOW	FEMALE 45° ELBOW	90° TEE	45° STUB-IN TEE	45° SNAP-ON TEE	FLANGE
1	-	-	-	-	-	-	-	F-1
2	-	-	-	-	-	-	LT-2	F-2
3	E-3	EF-3	EL-3	ELF-3	TP-3	-	LT-3	F-3
4	E-4	EF-4	EL-4	ELF-4	TP-4	-	LT-4	F-4
6	E-6	EF-6	EL-6	ELF-6	TP-6	TPA-6	LT-6	F-6
8	E-8	EF-8	EL-8	ELF-8	TP-8	TPA-8	-	F-8
10	E-10	EF-10	EL-10	ELF-10	TP-10	TPA-10	-	F-10
12	E-12	EF-12	EL-12	ELF-12	TP-12	TPA-12	-	F-12
14	E-14	EF-14	EL-14	ELF-14	TP-14	TPA-14	-	F-14
16	E-16	EF-16	EL-16	ELF-16	TP-16	TPA-16	-	F-16
18	E-18	EF-18	EL-18	ELF-18	TP-18	TPA-18	-	F-18
20	E-20	EF-20	EL-20	ELF-20	TP-20	TPA-20	-	F-20
24	E-24	EF-24	EL-24	ELF-24	TP-24	TPA-24	-	F-24
28	E-28	-	EL-28	-	-	-	-	-
32	E-32	-	EL-32	-	-	-	-	-
36	E-36	-	EL-36	-	-	-	-	-
40	E-40	-	EL-40	-	-	-	-	-

NOTES:


All Products on this page are also available in Black. To order, add BK to the end of the Product Code. Example: E-12BK

Sizes 3 through 24 are Injection Molded in one solid piece. Sizes 28 through 40 are Injection Molded in halves and assembled in a hollow form. Unusual configurations may be achieved by connecting several fittings together. Elbow style fittings not available for TB-1 and TB-2 because these have wire cores allowing bending.

E, EF, EL and ELF Elbows have a 1-1/2 times radius arc, B3 has a 3 times radius arc and BE has a 5 times radius arc. Therefore, the diameter created by four of these fittings is twice the arc times the O.D. of the fitting, i.e. E-4 creates a 3/8" circle.



BUTYRATE TUBING FITTINGS



Use with our Traditional Butyrate Round Tubing for piping systems found in industrial and commercial modeling, and for residential plumbing in dollhouse models. Also useful in model car roll cages, exhaust systems and scratchbuilt chassis. Ideal for stimulating creativity in educational programs utilizing our D&T Packs. Fitting design allows temporary press-fit assembly, however final assembly must be cemented. Precision Injection Molded in Butyrate Plastic. Code shown is for White Color, except CS & CP which are Clear Butyrate Plastic.

TO FIT TUBE	COUPLING		THREE DIA. BEND	FIVE DIA. BEND	SNAP-ON TEE	STUB-IN TEE	TUBE CAP	HINGE SLEEVE
	SLEEVE	PIN						
1	CS-1	-	-	-	TPO-1	-	-	-
2	CS-2	-	-	-	TPO-2	-	-	IS-2
3	CS-3	CP-3	-	-	TPO-3	-	PC-3	IS-3
4	CS-4	CP-4	-	-	TPO-4	-	PC-4	IS-4
6	-	CP-6	B3-6	BE-6	TPO-6	TPS-6	PC-6	IS-6
8	-	CP-8	B3-8	BE-8	TPO-8	TPS-8	PC-8	IS-8
10	-	CP-10	B3-10	BE-10	TPO-10	TPS-10	PC-10	IS-10
12	-	CP-12	B3-12	BE-12	TPO-12	TPS-12	PC-12	IS-12
14	-	CP-14	B3-14	BE-14	TPO-14	TPS-14	PC-14	IS-14
16	-	CP-16	B3-16	BE-16	TPO-16	TPS-16	PC-16	IS-16
18	-	CP-18	B3-18	BE-18	TPO-18	TPS-18	PC-18	IS-18
20	-	CP-20	B3-20	BE-20	TPO-20	TPS-20	PC-20	IS-20
24	-	CP-24	B3-24	BE-24	TPO-24	TPS-24	PC-24	IS-24
28	-	-	B3-28	-	-	TPS-28	PC-28	IS-28
32	-	-	B3-32	-	-	TPS-32	PC-32	IS-32
36	-	-	B3-36	-	-	TPS-36	PC-36	IS-36
40	-	-	B3-40	-	-	TPS-40	PC-40	IS-40

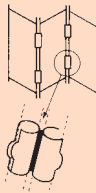
NOTES:


All Products on this page, except the clear Coupling Sleeves and Coupling Pins and the Hinge Sleeves, are also available in Black. To order, add BK to the end of the Product Code.
Example: BE-12BK

Sizes 3 through 24 are Injection Molded in one solid piece. Sizes 28 through 40 are Injection Molded in halves and assembled in a hollow form. Unusual configurations may be achieved by connecting several fittings together. Elbow (Bends) style fittings not available for TB-1 through TB-4 because TB-1 and TB-2 have wire cores, and TB-3 and TB-4 may be inserted with MIW insert wire to allowing bending.

TIP:




Hinge Sleeves, when glued back to back or to another surface, work as hinges when fitted over corresponding Tubing.





BUTYRATE TUBING FITTINGS

Use with our Traditional Butyrate Round Tubing for piping systems found in industrial and commercial modeling, and for residential plumbing in dollhouse models. Also useful in model car roll cages, exhaust systems and scratchbuilt chassis. Ideal for stimulating creativity in educational programs utilizing our D&T Packs. Fitting design allows temporary press-fit assembly, however final assembly must be cemented. Precision Injection Molded in Butyrate Plastic. Code shown is for White Color.

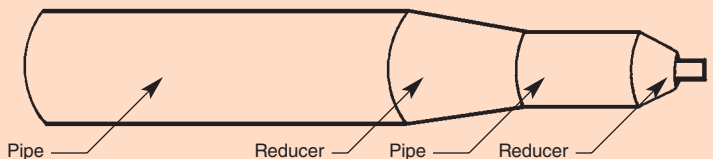
			
TO FIT TUBE	CONCENTRIC REDUCER	ECCENTRIC REDUCER	TEE REDUCER
3 to 2	-	-	TPR-32
4 to 2	-	-	TPR-42
6 to 2	-	-	TPR-62
4 to 3	RC-3	-	TPR-43
6 to 3	RC-2	RE-3	TPR-63
6 to 4	RC-4	-	TPR-64
8 to 4	RC-5	RE-4	-
10 to 4	RC-43	-	-
8 to 6	RC-6	-	-
10 to 6	RC-7	RE-6	-
12 to 6	RC-63	-	-
14 to 6	RC-64	-	-
10 to 8	RC-8	-	-
12 to 8	RC-9	RE-8	-
14 to 8	RC-83	-	-
16 to 8	RC-84	-	-
12 to 10	RC-10	-	-
14 to 10	RC-11	RE-10	-
14 to 12	RC-12	-	-
16 to 12	RC-13	RE-12	-
16 to 14	RC-14	-	-
18 to 14	RC-17	RE-13	-
20 to 14	-	RE-14	-
18 to 16	RC-15	-	-
20 to 16	RC-16	-	-
24 to 16	-	RE-16	-
20 to 18	RC-18	-	-
24 to 18	RC-19	RE-18	-
24 to 20	RC-20	-	-

NOTES:

Concentric and Eccentric Reducers are also available in Black. To order, add BK to the end of the Product Code.
Example: RC-12BK

TIP:

Concentric Reducers maintain the center-line of the pipe run, while Eccentric reducers maintain the bottom of the pipe run.












TUBING & FITTINGS

BUTYRATE TUBING FITTINGS

Use with our Traditional Butyrate Round Tubing for piping systems found in industrial and commercial modeling, and for residential plumbing in dollhouse models. Fitting design allows temporary press-fit assembly, however final assembly must be cemented. Precision Injection Molded in Medium Gray Butyrate Plastic.



									
TO FIT TUBE	GATE VALVE	CONTROL VALVE	PLUG VALVE	ANGLE VALVE	RELIEF VALVE	CHECK VALVE	SAUNDERS VALVE	PIPE CLIP	PIPE CLIP FLANGE
1	GV-1	CV-1	-	-	RV-1	-	-	SC-1	SX-1
2	GV-2	CV-2	PV-2	AV-2	RV-2	FV-2	SV-2	SC-2	SX-2
3	GV-3	CV-3	PV-3	AV-3	RV-3	FV-3	SV-3	SC-3	SX-3
4	GV-4	CV-4	PV-4	AV-4	RV-4	FV-4	SV-4	SC-4	SX-4
6	GV-6	CV-6	PV-6	AV-6	RV-6	FV-6	SV-6	SC-6	-
8	GV-8	CV-8	PV-8	AV-8	RV-8	FV-8	SV-8	SC-8	-
10	GV-10	-	-	-	-	FV-10	SV-10	SC-10	-
12	GV-12	-	-	-	-	FV-12	SV-12	SC-12	-
14	GV-14	-	-	-	-	FV-14	SV-14	SC-14	-
16	GV-16	-	-	-	-	FV-16	SV-16	SC-16	-
18	GV-18	-	-	-	-	-	-	SC-18	-
20	GV-20	-	-	-	-	-	-	SC-20	-
24	GV-24	-	-	-	-	-	-	SC-24	-

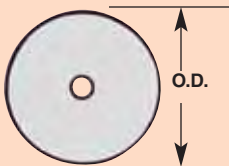
NOTES:

Pipe Clip Flanges may be used as Pipe Clip bases. SX-2 fit SC-1 through SC-8, and SX-3 fit SC-10 through SC-24.

All Valves come with the appropriate handwheel.

SC-2 may be used as a wrench in place of furnished handwheels on valve sizes 1 through 4, and SC-3 for valve sizes 6 through 24.

HANDWHEELS/DISCS



Designed for use with our valves, but these simple items have many other uses. All have an I.D. of 3/32" (2.4mm). Precision Injection Molded in Medium Gray Butyrate Plastic.

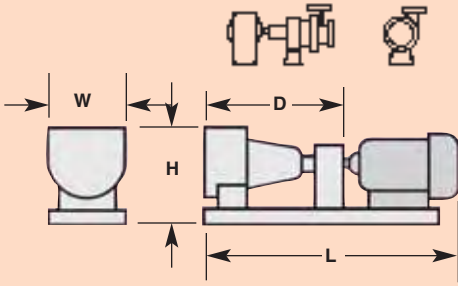
CODE	ACTUAL SIZE	
	O.D.	
WH-8	1/4"	6.4mm
WH-12	3/8"	9.5mm
WH-16	1/2"	12.7mm
WH-20	5/8"	15.9mm
WH-24	3/4"	19.1mm
WH-28	7/8"	22.2mm
WH-32	1"	25.4mm
WH-36	1-1/8"	28.6mm



Set of four 4-spoked Handwheels in outside diameters of 5/32" (4mm), 15/64" (6mm), 5/16" (7.9mm) and 25/64" (9.9mm). The two smaller wheels fit our TB-3 and the two larger ones fit our TB-4. Precision Injection Molded in White Styrene Plastic. Sold ONLY in sets.

CODE: HWL-4

PUMP & MOTOR SETS

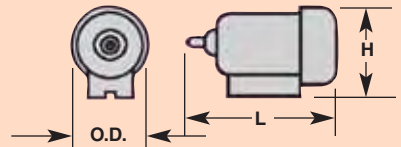


Use in industrial and commercial settings wherever Pumps & Motors would be found. Plastic sets include pump, motor and base plate. Pump and motor can easily be modified for special or unusual applications like turbines, blowers, etc. Precision Injection Molded in Light Gray and Medium Green ABS Plastic, except PM-2 which is Die Cast in White Metal.

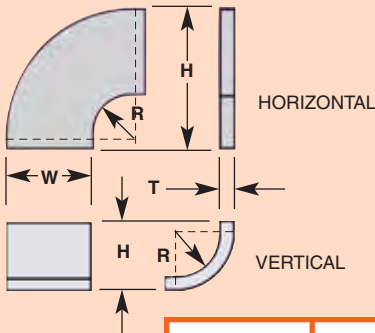
CODE	ACTUAL SIZE								FUNCTION/
	'L'		'D'		'H'		'W'		TYPE
PCM-3	1-1/16"	27.0mm	5/8"	15.9mm	1/2"	12.7mm	1/4"	6.4mm	End Suction
PCM-7	1-9/16"	39.7mm	7/8"	22.2mm	5/8"	15.9mm	3/8"	9.5mm	End Suction
PCM-10	1-13/16"	46.0mm	1-3/32"	27.8mm	5/8"	15.9mm	3/8"	9.5mm	Top Suction
PCM-21	1-5/8"	41.3mm	7/8"	22.2mm	5/8"	15.9mm	1/2"	12.7mm	End Suction
PCM-26	1-15/16"	49.2mm	1-3/32"	27.8mm	11/16"	17.5mm	1/2"	12.7mm	Top Suction
PCM-29	1-3/4"	44.5mm	7/8"	22.2mm	3/4"	19.1mm	9/16"	14.3mm	End Suction
PCM-37	1-13/16"	46.0mm	15/16"	23.8mm	3/4"	19.1mm	5/8"	15.9mm	End Suction
PCM-40	2-7/32"	56.4mm	1-1/4"	31.8mm	3/4"	19.1mm	5/8"	15.9mm	Top Suction
PCM-42	2-3/8"	60.3mm	1-1/4"	31.8mm	3/4"	19.1mm	5/8"	15.9mm	Top Suction
PCM-45	2-3/8"	60.3mm	1-7/32"	31.0mm	1"	25.4mm	3/4"	19.1mm	End Suction

MOTORS

Use in industrial and commercial settings wherever Motors would be found. Motor can easily be modified for special or unusual applications. Precision Injection Molded in Medium Green ABS Plastic.



CODE	ACTUAL SIZE					
	O.D.		'H'		'L'	
M-2	1/4"	6.4mm	5/16"	7.9mm	3/8"	9.5mm
M-3	5/16"	7.9mm	3/8"	9.5mm	1/2"	12.7mm
M-5	3/8"	9.5mm	7/16"	11.1mm	5/8"	15.9mm
M-7	1/2"	12.7mm	1/2"	12.7mm	3/4"	19.1mm
M-9	5/8"	15.9mm	5/8"	15.9mm	7/8"	22.2mm
M-11	11/16"	17.5mm	3/4"	19.1mm	1"	25.4mm
M-12	3/4"	19.1mm	13/16"	20.6mm	1-1/8"	28.6mm



RECTANGULAR ABS TUBE ELBOWS

Designed for use with our CT-27 in industrial settings to represent electrical cable trays or ducting. Also useful for creating turbines and various other industrial equipment. Precision Injection Molded in Medium Green ABS Plastic.

CODE	ACTUAL SIZE								STYLE
	'H'		'W'		'T'		'R'		
EHB-12	1-3/8"	34.9mm	27/32"	21.4mm	9/64"	3.6mm	3/8"	9.5mm	Horizontal
EHB-24	1-3/4"	44.5mm	27/32"	21.4mm	9/64"	3.6mm	3/4"	19.1mm	Horizontal
EVB-12	11/16"	17.5mm	27/32"	21.4mm	9/64"	3.6mm	3/8"	9.5mm	Vertical
EVB-24	1"	25.4mm	27/32"	21.4mm	9/64"	3.6mm	3/4"	19.1mm	Vertical