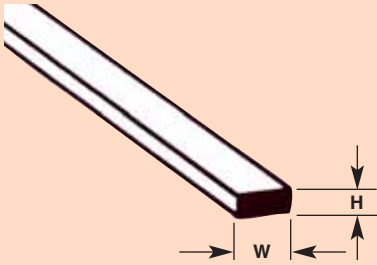


MIDWEST BASSWOOD STRIPS



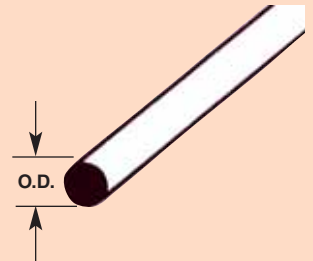
Basswood Strips possess a close, tight, homogeneous grain structure, making it ideal for a wide variety of hobby, craft and architectural scratch model projects. Precision cutting provides consistent, high quality strips at economic prices. Preferred by most hobbyists because of its workability and finishing quality.

CODE	ACTUAL SIZE			
	'H'		'W'	
BASS-136	.040	1.0mm	3"	75.0mm
BASS-148	.040	1.0mm	4"	100.0mm
BASS-22	1/16"	1.6mm	1/16"	1.6mm
BASS-24	1/16"	1.6mm	1/8"	3.2mm
BASS-28	1/16"	1.6mm	1/4"	6.4mm
BASS-236	1/16"	1.6mm	3"	75.0mm
BASS-248	1/16"	1.6mm	4"	100.0mm
BASS-33	3/32"	2.4mm	3/32"	2.4mm
BASS-336	3/32"	2.4mm	3"	75.0mm
BASS-348	3/32"	2.4mm	4"	100.0mm
BASS-44	1/8"	3.2mm	1/8"	3.2mm
BASS-48	1/8"	3.2mm	1/4"	6.4mm
BASS-436	1/8"	3.2mm	3"	75.0mm
BASS-448	1/8"	3.2mm	4"	100.0mm
BASS-66	3/16"	4.8mm	3/16"	4.8mm
BASS-636	3/16"	4.8mm	3"	75.0mm
BASS-648	3/16"	4.8mm	4"	100.0mm
BASS-88	1/4"	6.4mm	1/4"	6.4mm
BASS-816	1/4"	6.4mm	1/2"	12.7mm
BASS-836	1/4"	6.4mm	3"	75.0mm
BASS-848	1/4"	6.4mm	4"	100.0mm
BASS-1212	3/8"	9.5mm	3/8"	9.5mm
BASS-1236	3/8"	9.5mm	3"	75.0mm
BASS-1616	1/2"	12.7mm	1/2"	12.7mm

NOTE: 24" (600mm) Length.

MIDWEST HARDWOOD DOWELS

Hardwood Dowels, ideal for a wide variety of hobby, craft and architectural scratch model projects. Also very useful for numerous home and work projects. Precision cut.

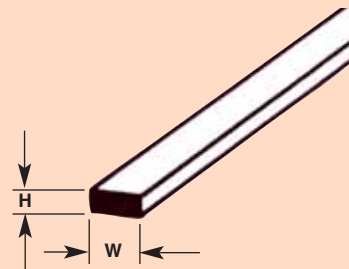


CODE	ACTUAL	
	O.D.	
BAR-2	1/16"	1.6mm
BAR-4	1/8"	3.2mm
BAR-6	3/16"	4.8mm
BAR-8	1/4"	6.4mm
BAR-10	5/16"	7.9mm
BAR-12	3/8"	9.5mm
BAR-16	1/2"	12.7mm
BAR-20	5/8"	15.9mm
BAR-24	3/4"	19.1mm
BAR-32	1"	25.4mm

NOTE: 36" (900mm) Length, except BAR-2 which is 12" (300mm).

MIDWEST BALSAWOOD STRIPS

Balsawood Strips are a light wood possessing a high strength-to-weight ratio, making it the premier wood for hobby and craft model projects. Precision cutting provides consistent, high quality strips at economic prices.



CODE	ACTUAL SIZE			
	'H'		'W'	
BALSA-22	1/16"	1.6mm	1/16"	1.6mm
BALSA-24	1/16"	1.6mm	1/8"	3.2mm
BALSA-28	1/16"	1.6mm	1/4"	6.4mm
BALSA-236	1/16"	1.6mm	3"	75.0mm
BALSA-248	1/16"	1.6mm	4"	100.0mm
BALSA-33	3/32"	2.4mm	3/32"	2.4mm
BALSA-336	3/32"	2.4mm	3"	75.0mm
BALSA-348	3/32"	2.4mm	4"	100.0mm
BALSA-44	1/8"	3.2mm	1/8"	3.2mm
BALSA-48	1/8"	3.2mm	1/4"	6.4mm
BALSA-412	1/8"	3.2mm	3/8"	9.5mm
BALSA-416	1/8"	3.2mm	1/2"	12.7mm
BALSA-436	1/8"	3.2mm	3"	75.0mm
BALSA-448	1/8"	3.2mm	4"	100.0mm
BALSA-66	3/16"	4.8mm	3/16"	4.8mm
BALSA-612	3/16"	4.8mm	3/8"	9.5mm
BALSA-636	3/16"	4.8mm	3"	75.0mm
BALSA-648	3/16"	4.8mm	4"	100.0mm
BALSA-88	1/4"	6.4mm	1/4"	6.4mm
BALSA-816	1/4"	6.4mm	1/2"	12.7mm
BALSA-836	1/4"	6.4mm	3"	75.0mm
BALSA-848	1/4"	6.4mm	4"	100.0mm
BALSA-1212	3/8"	9.5mm	3/8"	9.5mm
BALSA-1616	1/2"	12.7mm	1/2"	12.7mm

NOTE: 36" (900mm) Length.



Photo courtesy of PLASTRUCT Japan, Tokyo, Japan

TIP:

Wood structures are most commonly found along older and rural railroads. Modeling with wood is easy, and more preferable to plastic among many seasoned railroaders. There is no better way to achieve wood grain than by using wood. However, wood does have its disadvantages. While wood accepts most "white" glues, it takes much longer than plastic for the glued joints to set (usually a minimum of 20 minutes) and dry. Most woods have a "fuzz" that should be lightly sanded unless a rough finish is desired. Wood accepts most paints, but should first be primed. Sanding is suggested after a primer or first coat is applied. Wood can easily be stained and weathered using Minwax. Because stains will quickly be absorbed in wood, care should be taken to not over-soak wood sheets so that they do not warp. Cutting wood can be accomplished with most common hobby tools, including a hobby saw or knife.