

CONTOURED TOPOGRAPHY FROM EXPANDED FOAM

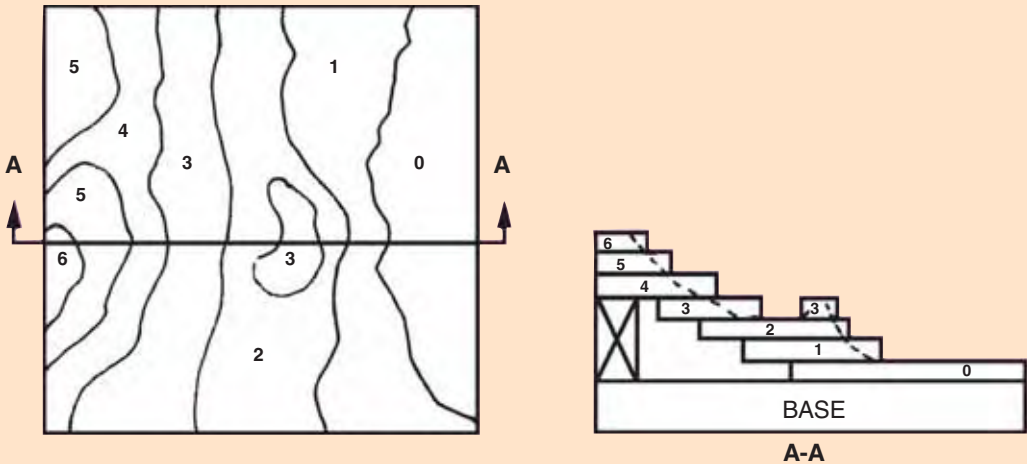
FLAT SITES

A thin sheet of foam (1/4" Urethane, 3/16" Foam Board or 1" Expanded Styrene) adhered to your plywood base makes an excellent working surface for many types of models. Paint the foam with latex or acrylic paint of the proper color. This will provide the perfect surface upon which to apply ground cover and makes tree "planting" an easy task.

CONTOURED SITES

One of the simpler methods when precise contours are unnecessary is the layered method. The following example of this method requires three 1" sheets of foam the full size of the base. However, in actual practice, you will probably use varying thicknesses.

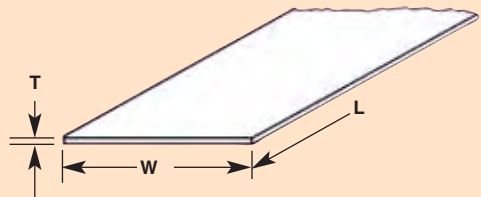
1. Establish grade points at 1" intervals from your contour map (See figures below).



2. Cut the 0 and 3 contours from your first sheet. Cut contours 1 and 4 from the second, and contours 2, 5 and 6 from the third sheet. Scraps will be used for propping and miscellaneous fill-in. Use a serrated knife or hack saw with a sawing motion when cutting the contours.
3. Glue the levels of foam together with the appropriate glue (see our cement guide) and hold in position with nails until the glue dries (allow at least 24 hours). Consider nail placement so they will not affect contour shaping later.
4. With a hobby knife, cut the first contour elevation from your contour map and tack to the appropriate level of foam. With this as your guide, using a serrated knife or hobby knife, roughly trim off the excess foam from that level. Repeat this process until all levels have been trimmed. Remove contour map pieces.
5. Using coarse sandpaper and caution as foams sand easily, sand the contours smooth.
6. Paint the foam a color that will be a suitable undercoat for your finished landscape. Use latex or acrylic paint. OR, see our Polyterrain or Magic Earth materials.

CORK SHEET

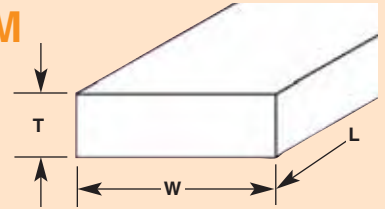
Two thicknesses of thin cork in 4 sheet sizes for topography, model base overlay or roadbed on model railroad layouts. Also great for architects, artists, craftspeople and hobbyists.



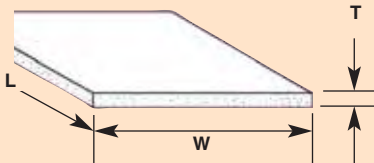
CODE	ACTUAL SIZE					
	'T'		'W'		'L'	
CORK-612	1/16"	1.6mm	12"	300mm	12"	300mm
CORK-624	1/16"	1.6mm	12"	300mm	24"	600mm
CORK-636	1/16"	1.6mm	12"	300mm	36"	900mm
CORK-672	1/16"	1.6mm	24"	600mm	36"	900mm
CORK-1212	1/8"	3.2mm	12"	300mm	12"	300mm
CORK-1224	1/8"	3.2mm	12"	300mm	24"	600mm
CORK-1236	1/8"	3.2mm	12"	300mm	36"	900mm
CORK-1272	1/8"	3.2mm	24"	600mm	36"	900mm

STYRENE & URETHANE BLOCK FOAM

Here's a wide selection of Foams to meet most foam applications. Ideal for terrain or topographic models, or for block models left unfinished or finished with exterior detail. Included are 2# density Expanded Polystyrene Beadboard & Modeling Foams, and 4# & 6# density Expanded Urethane Foams. The modeling foam (STYS) has a very fine cell, providing a smooth surface which may be painted. Polystyrene foam may be cut with a saw, knife or hot-wire cutter. Urethane foams may be cut with a saw or knife only; a hot-wire cutter will emit toxic fumes. The 2# and 6# density materials are White in color, the 4# density is a dirty Brown. See later in this Catalog for our Hot Wire Cutters.



CODE	MATERIAL	DENSITY	ACTUAL SIZE			COLOR			
			'W'	'L'	'T'				
STYB-2	Beadboard Polystyrene	2#	12"	300mm	24"	600mm	1"	25mm	White
STYB-3	Beadboard Polystyrene	2#	12"	300mm	36"	900mm	1"	25mm	White
STYB-24	Beadboard Polystyrene	2#	12"	300mm	24"	600mm	4"	100mm	White
STYB-36	Beadboard Polystyrene	2#	12"	300mm	36"	900mm	4"	100mm	White
STYF-24	Expanded Urethane	6#	12"	300mm	24"	600mm	4"	100mm	Tan
STYF-36	Expanded Urethane	6#	12"	300mm	36"	900mm	4"	100mm	Tan
STYS-2	Expanded Polystyrene	2#	12"	300mm	24"	600mm	1"	25mm	White
STYS-3	Expanded Polystyrene	2#	12"	300mm	36"	900mm	1"	25mm	White
STYS-24	Expanded Polystyrene	2#	12"	300mm	24"	600mm	4"	100mm	White
STYS-36	Expanded Polystyrene	2#	12"	300mm	36"	900mm	4"	100mm	White
URF-3	Expanded Urethane	4#	12"	300mm	36"	900mm	1/4"	6.4mm	Tan
URF-6	Expanded Urethane	4#	12"	300mm	36"	900mm	1/2"	12.7mm	Tan
URF-12	Expanded Urethane	4#	12"	300mm	36"	900mm	1"	25mm	Tan
URF-24	Expanded Urethane	4#	12"	300mm	36"	900mm	2"	50mm	Tan
URF-36	Expanded Urethane	4#	12"	300mm	36"	900mm	3"	75mm	Tan
URF-72	Expanded Urethane	4#	12"	300mm	36"	900mm	6"	150mm	Tan



STYRENE FOAM BOARD

Two thicknesses of White Styrene film laminated onto an Extruded Polystyrene Foam center. Versatile, extremely light weight and durable, the all plastic construction is moisture proof, eliminating the possibility of warping. Removing the Styrene skin from one side of the board allows bending. Accepts many paints. Ideal for model bases and building substrates. Also great for many other applications, such as sign making, school projects, picture mounting and more. Larger sheet sizes available upon quotation.

CODE	SKIN		LBS. / SQ. FT.	ACTUAL SIZE					
	THICKNESS			'W'	'L'	'T'			
FB-2	.005	0.1mm	.078	12"	300mm	24"	600mm	1/16"	1.6mm
FB-4	.005	0.1mm	.094	12"	300mm	24"	600mm	1/8"	3.2mm
FB-6	.005	0.1mm	.109	12"	300mm	24"	600mm	3/16"	4.8mm
FB-12	.005	0.1mm	.078	12"	300mm	36"	900mm	1/16"	1.6mm
FB-14	.005	0.1mm	.094	12"	300mm	36"	900mm	1/8"	3.2mm
FB-16	.005	0.1mm	.109	12"	300mm	36"	900mm	3/16"	4.8mm
FB-112	.015	0.4mm	.226	12"	300mm	36"	900mm	1/4"	6.4mm
FB-116	.015	0.4mm	.248	12"	300mm	36"	900mm	1/2"	12.7mm
FB-124	.015	0.4mm	.292	12"	300mm	36"	900mm	3/4"	19.1mm
FB-132	.015	0.4mm	.342	12"	300mm	36"	900mm	1"	25.4mm
FB-164	.015	0.4mm	.528	12"	300mm	36"	900mm	2"	50.8mm