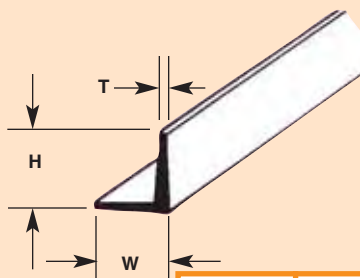


K & S BRASS ANGLES

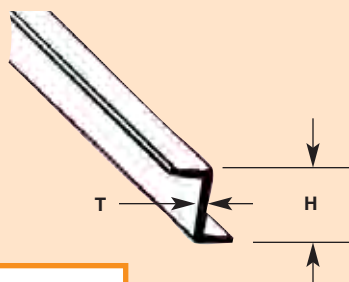


These specialized brass shapes are milled to tight tolerances in order to meet the smallest and most difficult of all scale model needs. Use for bracing in the construction of heavy steel structures, and vertical support legs in light structures.

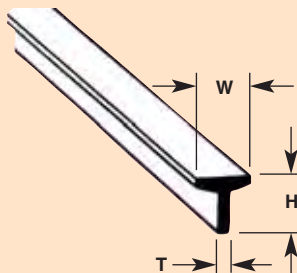
CODE	ACTUAL SIZE							
	'H'		'W'		'T'		LENGTH	
ABR-1	3/64"	1.2mm	3/64"	1.2mm	.012	0.3mm	12"	305mm
ABR-2	1/16"	1.6mm	1/16"	1.6mm	.014	0.4mm	12"	305mm
ABR-3	3/32"	2.4mm	3/32"	2.4mm	.018	0.5mm	12"	305mm
ABR-4	1/8"	3.2mm	1/8"	3.2mm	.022	0.5mm	12"	305mm

K & S BRASS ZEE BAR

These specialized brass shapes are milled to tight tolerances in order to meet the smallest and most difficult of all scale model needs. Use for bracing or brackets in the construction of most steel structures.



CODE	ACTUAL SIZE					
	'H'		'T'		LENGTH	
ZBR-2	1/16"	1.6mm	.014	0.4mm	12"	305mm



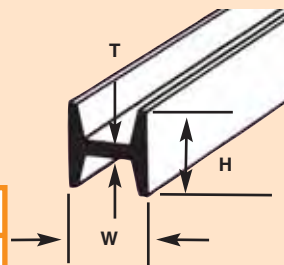
K & S BRASS TEES

These specialized brass shapes are milled to tight tolerances in order to meet the smallest and most difficult of all scale model needs. Use for bracing in the construction of most steel structures. Ideal for smaller scale model construction where assembly speed, profile and accuracy are the determining factors.

CODE	ACTUAL SIZE					
	'H'		'T'		LENGTH	
TBR-1	3/64"	1.2mm	.012	0.3mm	12"	305mm
TBR-2	1/16"	1.6mm	.014	0.4mm	12"	305mm

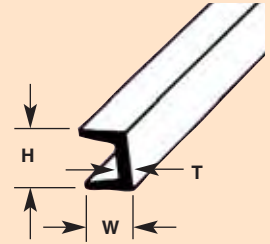
K & S BRASS "H" COLUMNS

CODE	ACTUAL SIZE							
	'H'		'W'		'T'		LENGTH	
HBR-1	3/64"	1.2mm	3/64"	1.2mm	.012	0.3mm	12"	305mm
HBR-2	1/16"	1.6mm	1/16"	1.6mm	.013	0.3mm	12"	305mm
HBR-3	3/32"	2.4mm	3/32"	2.4mm	.018	0.5mm	12"	305mm
HBR-4	1/8"	3.2mm	1/8"	3.2mm	.022	0.5mm	12"	305mm

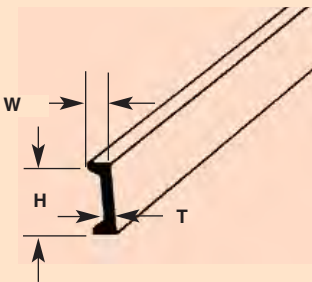


K & S SQUARE CHANNELS

These specialized brass shapes are milled to tight tolerances in order to meet the smallest and most difficult of all scale model needs. Use for bracing or medium weight horizontal and vertical support members in the construction of most steel structures.



CODE	ACTUAL SIZE						LENGTH	
	'H'		'W'		'T'			
UBR-2	1/16"	1.6mm	1/16"	1.6mm	.013	0.3mm	12"	305mm
UBR-3	3/32"	2.4mm	3/32"	2.4mm	.018	0.5mm	12"	305mm
UBR-4	1/8"	3.2mm	1/8"	3.2mm	.022	0.5mm	12"	305mm



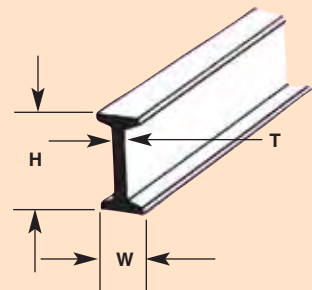
K & S "C" CHANNELS

These specialized brass shapes are milled to tight tolerances in order to meet the smallest and most difficult of all scale model needs. Use for bracing or lightweight vertical support members in the construction of most steel structures.

CODE	ACTUAL SIZE						LENGTH	
	'H'		'W'		'T'			
CBR-2	1/16"	1.6mm	1/32"	0.8mm	.014	0.4mm	12"	305mm
CBR-3	3/32"	2.4mm	3/64"	1.2mm	.016	0.5mm	12"	305mm
CBR-4	1/8"	3.2mm	1/16"	1.6mm	.020	0.5mm	12"	305mm
CBR-6	3/16"	4.8mm	1/16"	1.6mm	.026	0.6mm	12"	305mm

K & S "I" BEAMS

These specialized brass shapes are milled to tight tolerances in order to meet the smallest and most difficult of all scale model needs. Use for horizontal or diagonal members in the construction of most steel structures.



CODE	ACTUAL SIZE						LENGTH	
	'H'		'W'		'T'			
BBR-2	1/16"	1.6mm	1/32"	0.8mm	.014	0.4mm	12"	305mm
BBR-3	3/32"	2.4mm	3/64"	1.2mm	.016	0.4mm	12"	305mm
BBR-4	1/8"	3.2mm	1/16"	1.6mm	.020	0.5mm	12"	305mm
BBR-6	3/16"	4.8mm	3/32"	2.4mm	.026	0.6mm	12"	305mm